



rails·to·trails
conservancy

TRADE TALK: OPPORTUNITIES AND INNOVATION WITH TRANSPORTATION ALTERNATIVES FUNDING IMPLEMENTATION

SEPT. 21, 2023 WEBINAR

OHIO & ERIE CANAL TOWPATH | PHOTO BY RENEE ROSENSTEEL



Agenda

- Transportation Alternatives Data Exchange (TrADE) Report
 - Kim Chesser, State Agency Advocacy Specialist, Rails-to-Trails Conservancy
- Panelist presentations
 - Noah Heath, Transportation Alternatives Program Manager, Texas Department of Transportation
 - Ashley Moran, Planner II, Acadiana Planning Commission, Lafayette, LA
- Breakout groups
 - Joe Delmagori, Senior Transportation Planner, Southeastern Wisconsin Regional Planning Commission (SEWRPC)
 - David Holien, Transportation Alternatives Engineer, Montana Department of Transportation
- Reflections and Q&A

Meet Our Panelists

Noah Heath



Ashley Moran



Meet Our Moderators

Joe Delmagori



David Holien



Zoom Tools We'll Use Today

- Rename yourself (Name, State, Organization)
- Use the chat to ask questions!
- Raise your hand
- Reactions



Technical Support

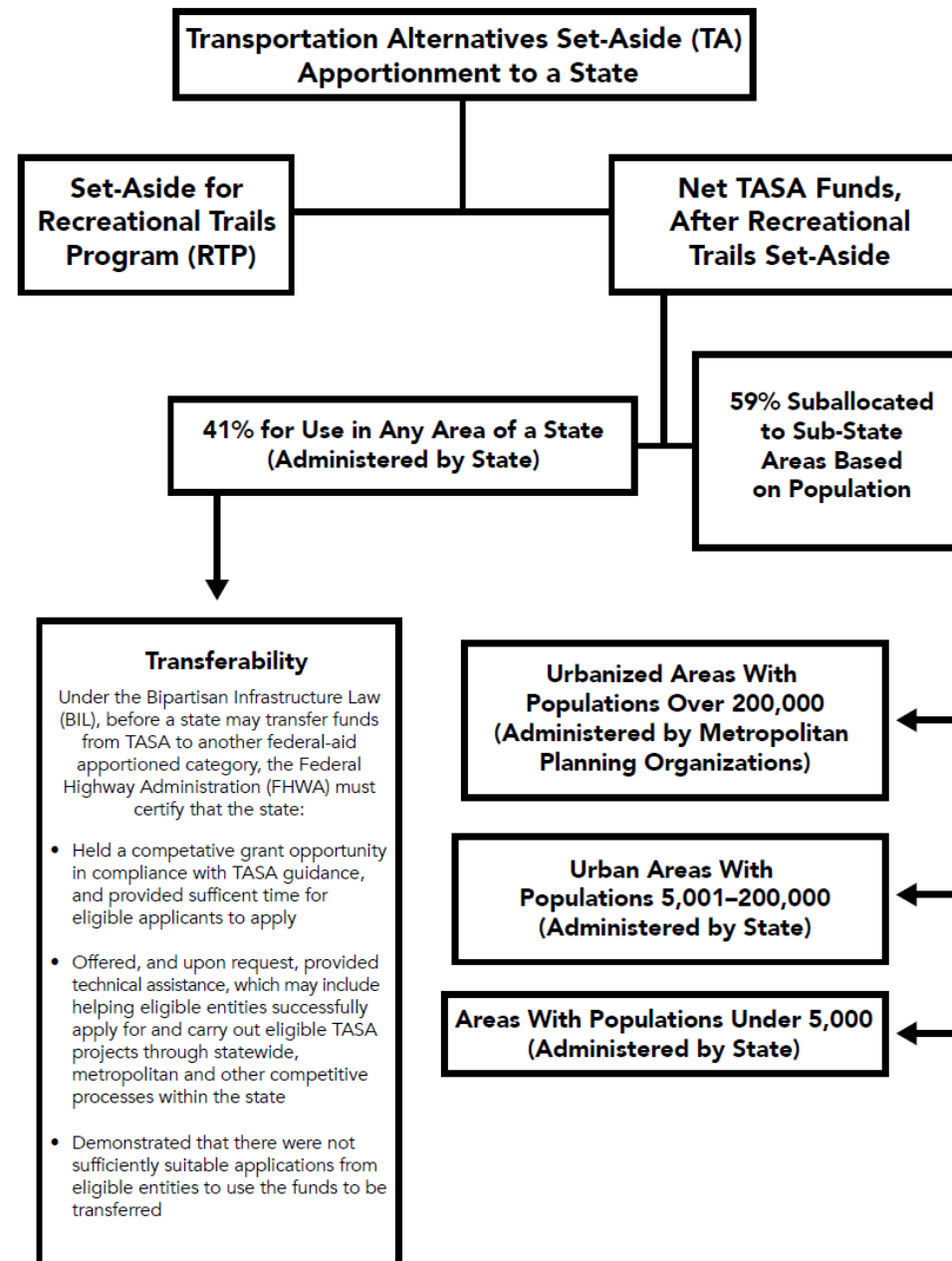
- Please update your name in Zoom to include your name, state, and affiliated organization
 - Ex. Isabelle Lord, D.C., Rails-to-Trails Conservancy
- Attendees will be muted until breakouts
- Please call in if you get disconnected:
+1 312 626 6799 ; meeting ID: 848 5112 1561

Transportation Alternatives Spending Report FY 1992-2022

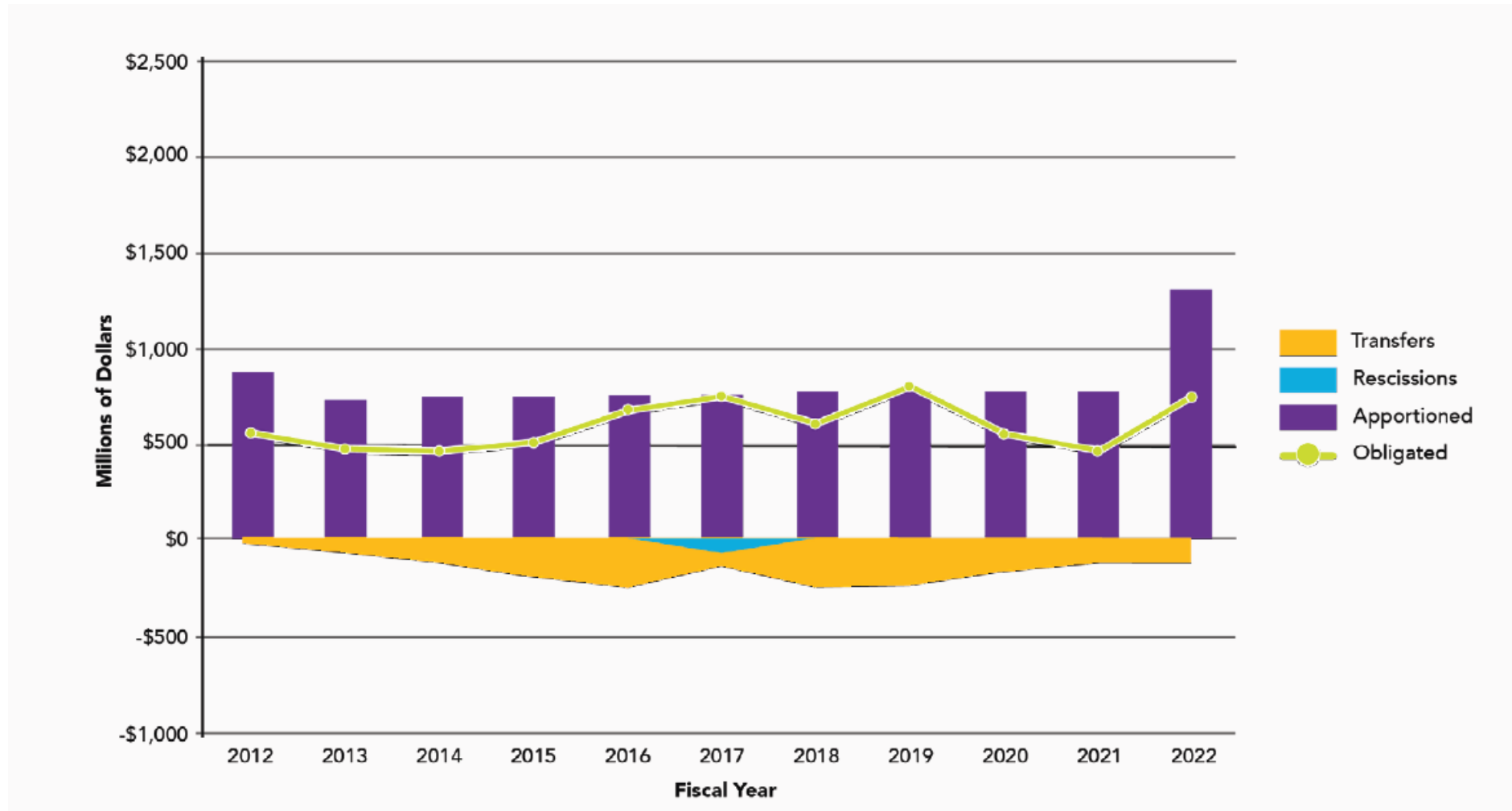
- Helps stakeholders at the federal, state and local levels understand and make effective use of the Transportation Alternatives Set-Aside (TASA) program
- Provides transparency, promotes best practices, and provides citizens, professionals and policymakers with information and access to funding data.
- Data Sources: FHWA's Financial Management Information System (FMIS) and RTC's direct data requests to state department of transportation (DOT) staff.



Distribution of Transportation Alternatives Set-Aside Funds Within States



Apportionments, Obligations, Transfers and Rescissions by Year FY 2012-2022



FY 2022 Highlights

- A total of \$1.38 billion was apportioned to the states for the TA program in fiscal year (FY) 2022, in contrast to \$850 million in FY 2021.
- Federal Highway Administration (FHWA) prohibition on inter-program transfers for FY 2022. After nearly a decade of a high number of transfers, FHWA establishes a first-year moratorium on states diverting TASA funds for purposes outside program eligibilities in advance of implementing new strong Congressional restrictions on transfers outlined in BIL.
- Obligation rates were 60% of apportioned funds, with the rate staying steady from FY 2021 but below the long-term average.
- In FY 2022, the national obligation rate for MPOs was 54%, lower than the 67% rate for state agencies.
- Approximately \$540 million of TE/TA/TASA funds was reimbursed in FY 2022, marking the completion of projects and the return of funds advanced by local communities

Key Takeaways

- Increase in funding levels
- Equitable access for all communities
- Connectivity
- Maintenance
- Manuals and Guides for Trail Design, Construction, Maintenance, and Operation, and for Signs - Guidance - Recreational Trails - Environment - FHWA (dot.gov)



TxDOT's Transportation Alternatives (TA) Program


Technical Assistance Initiatives
September 21, 2023





Agenda

- Quick overview of TxDOT TA program
- TxDOT Distribution
- Technical Assistance Approach
- Technical Assistance for FY2023 Call for Projects

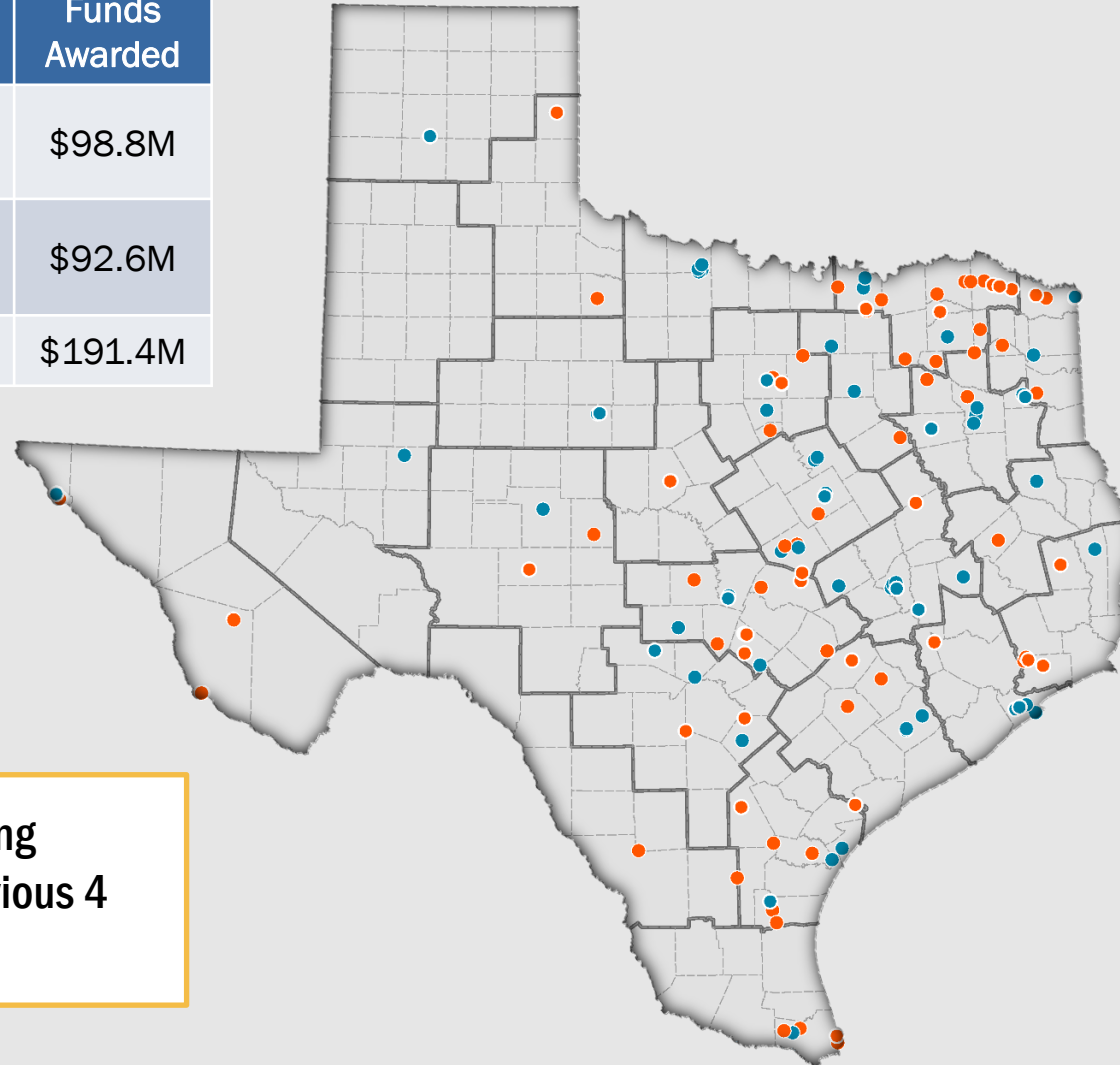




TxDOT TA Program Overview


Transportation Alternatives 2015 – 2021

Population Area	Applied	Selected	Funds Awarded
Small Urban (5,001 to 200,000)	222	53	\$98.8M
Nonurban (5,000 or less)	150	77	\$92.6M
Total	372	171	\$191.4M



TxDOT has awarded 171 projects totaling \$191.4M in federal funds over the previous 4 program calls.

Project Types

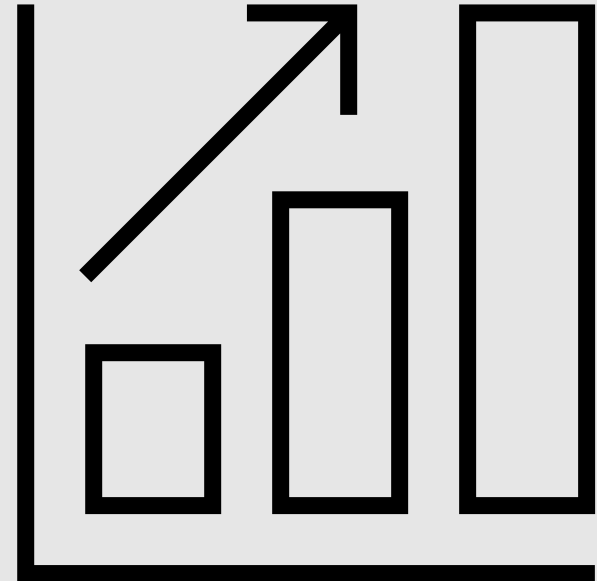


Community Based

- Sidewalks
- Bike lanes
- Shared use paths



- Annual TA funding increased significantly
 - \$13M (Fast Act) to **\$80M** (IIJA/BIL)
- FY2023 Distribution
 - MPO-administered funds = \$51M (10 TMAs)
 - TxDOT-administered funds =
 - **\$13M for communities less than 5,000**
 - \$6M for communities 5,000 to 50,000
 - \$8M for communities 50,001 to 200,000
 - \$50M any area funds
 - **\$4M for technical assistance**






Program administration

Application assistance

Project delivery assistance



**Efficiently
deliver TA
projects
statewide**

All technical assistance activities will be prioritized for economically disadvantaged and smaller communities



- Worked with Metropolitan Planning Organizations (MPOs) to identify technical assistance needs
- Focused on smaller disadvantaged communities
- Enhanced 2-step application process
 - Provide project and budget feedback before final detailed application is submitted
 - Used engineering consultant to assist with project review
 - Each project sponsor meets with TxDOT district staff
- Transportation development credits (TDCs) in lieu of local match for communities allowing 100% federal reimbursement
 - Increases number of applications from smaller communities
 - Applicants know before they apply





Tools that have been developed by TxDOT PTN

- Construction Cost Estimate Assistance Tool
- Video module – Unique aspects of TA funding
- How to prepare a good application
 - Project Selection
 - Video module - how to make a map
- Guidance for Initiating Railroad Coordination



Tools that are under development

- TA project delivery overview for local governments



- Comprehensive Engineering Contract (CEC)
 - CEC Purpose – To provide resources for technical assistance in implementing Transportation Alternatives Program projects (including MPO-selected projects).
 - These resources will include:

Program Tracking

- Upgrade PTN's TA Tracking Systems
- Develop Funding-Loaded Program Schedule
- Facilitate Communication Tracking and Documentation
- General Administrative Assistance

Project Implementation

- PS&E production assistance
- Survey
- Detail production
- Design and Constructability Reviews

Project Management

- Prepare TA Coordinator orientation training and reference material
- Project Management Assistance
- Scheduling
- Application Consultation
- District Review Meeting assistance



Shared use paths

Bike Lanes

Sidewalks

Community Based

- Examples:**
- Sidewalks
 - Bike lanes
 - Shared use paths

Bicycle Tourism Trails

Bike/Ped bridges

Multimodal hubs

Large Scale

- Bike/ped bridges
- Regional trails
- Multimodal hubs

Pedestrian signals

High visibility crosswalks

BikeShare

Network Enhancements

- Upgrade crossing
- Upgrade bike lane
- BikeShare exp.

Houston Vision Zero Action Plan

WALK. BIKE. THRIVE!

Austin Parks and Recreation Department
ADA Transition Plan

Non-infrastructure

- Safe Routes to School plans
- Safety Action Plans

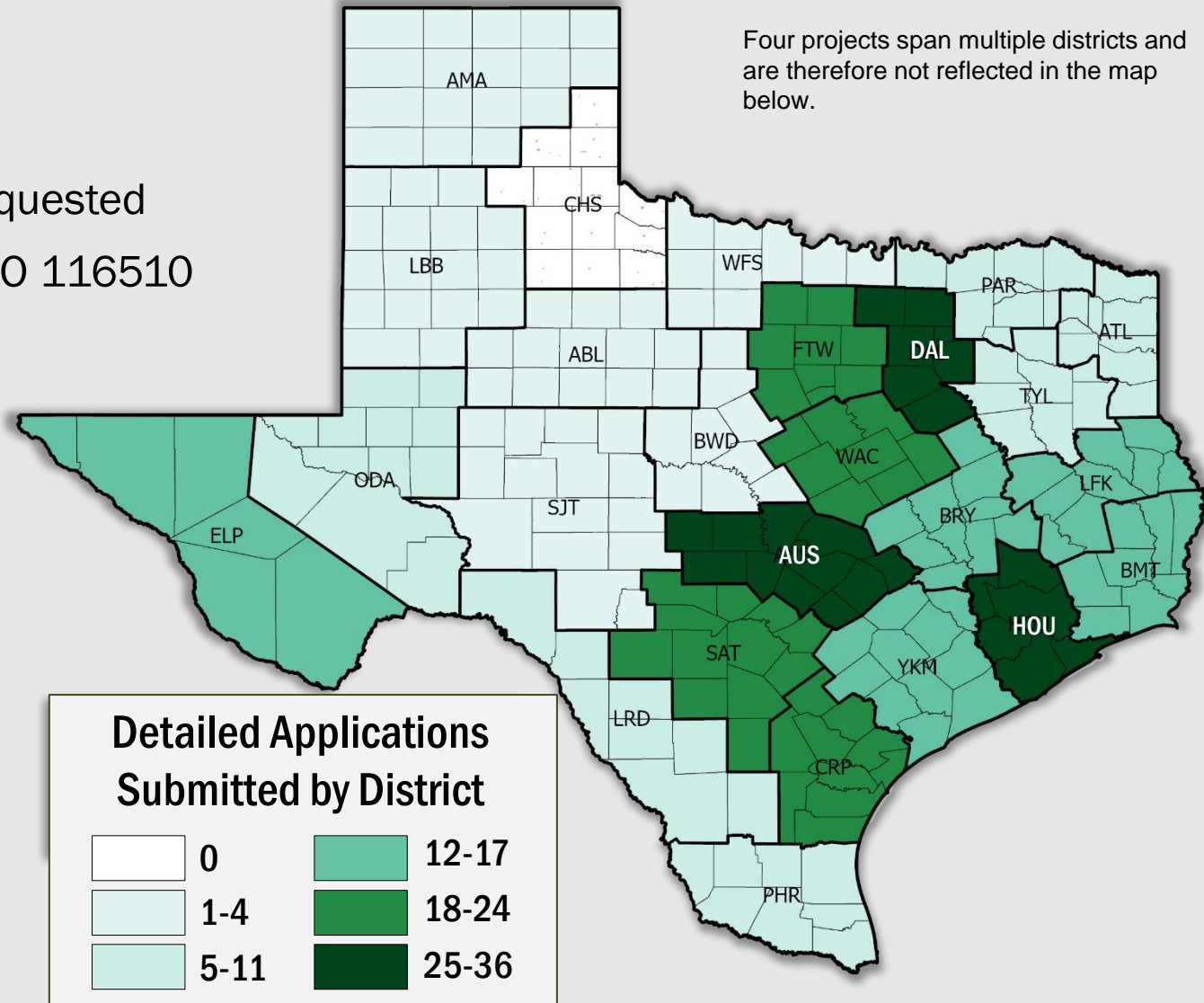
Projects Submittals



- 319 detailed applications submitted
 - 228 unique project sponsors
 - Approximately **\$1.4 billion** in federal funding requested
 - 7 projects awarded \$10.9M additional funds MO 116510
 - 312 projects evaluated for selection

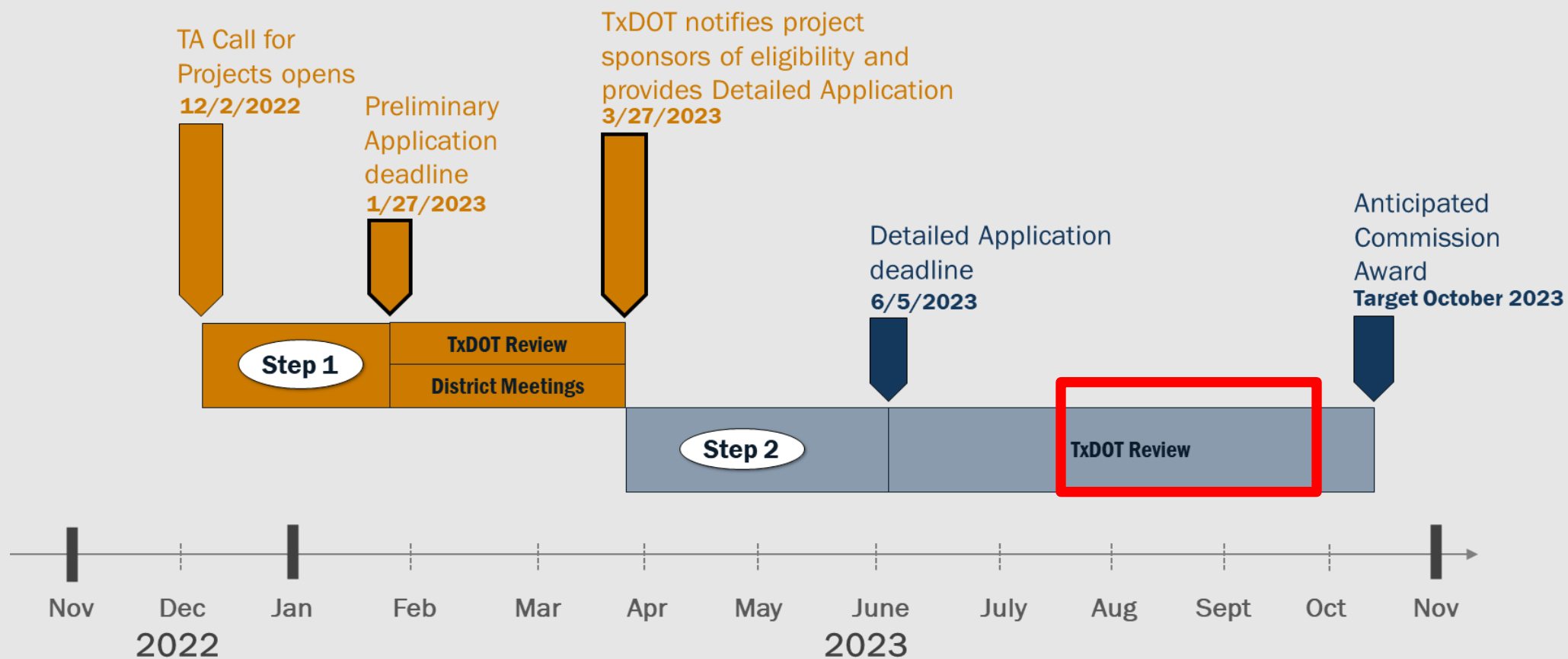
Detailed Applications by Project Category

Project Category	Applications Submitted	Federal Funding Requested
Community-based	180	\$426M
Large Scale	83	\$938M
Network Enhancements	14	\$29M
Non-infrastructure	35	\$38M
TOTAL	312	\$1.432B





TxDOT's FY 2023 TA Call for Projects has : **~ \$336 MILLION**  to be made available (FY22 - FY26 funds)





Noah Heath, AICP

TxDOT – Public Transportation Division
Transportation Alternatives Program
Manager
bikeped@txdot.gov
(512) 486-5973

Matthew Volkmann, PE

TxDOT – Public Transportation Division
Bicycle and Pedestrian Program Engineer
bikeped@txdot.gov
(903) 330-2594



Annette Cuevas

TxDOT – Public Transportation Division
Transportation Funding Specialist
bikeped@txdot.gov
(915) 790-4295

Carl Seifert, AICP

Jacobs Engineering
Active Transportation Planner
Cseife-c@txdot.gov
(512) 486-5974





Louisiana Pedestrian
Infrastructure

PARTNERSHIP AND COLLABORATION THROUGH COALITIONS

BACKGROUND

- Many state agencies have collaborated to improve pedestrian infrastructure in the state of Louisiana to promote a variety of positive community outcomes.
 - Promote Walking as an Attractive Modal Choice
 - Overall Public Health Improvements
 - Traffic and Carbon Reduction
 - Equity Considerations
 - Zero Car Households
 - Improve Transit Access



ACADIANA MPO / SAFETY COALITION

- LA DOTD TAP and Highway Safety program
 - Select TAP Projects and provide technical assistance to the applicants
 - Develop and submit applications for Vulnerable Roadway User projects to be funded through the Highway Safety Improvement Program funding
 - Fund Safety Coalition to promote pedestrian safety education and awareness
 - Louisiana Department of Health – Walkability Action Institute
 - Funding to promote walking as a healthy choice in the community
 - LSU Ag Extension Center
 - Utilizes SNAP-ED funding to fund health coalitions that have walking encourage as a significant component
-

LSU AG CENTER HEALTHY COMMUNITIES COALITION



Source: LSU AG

WALKABILITY ACTION INSTITUTE

- LDH received funding through the CDC to host the Walkability Action Institute and provide funding for demonstration pedestrian improvements
- The MPO and DOTD participated to coordinate permanent funding for pedestrian facilities



Source: CPEX

Guiding Questions

- **What are the challenges and opportunities you see within your state or region around Transportation Alternatives?**
- **Looking at the changes with BIL, with more money, what did you do differently to obligate more funds to projects?**
- **How can you use your role to impact state allocations?**
- *Don't forget to share your name and contact information with your group so you can follow up with each other later!*

Questions?



rails·to·trails
conservancy

Railstotrails.org